

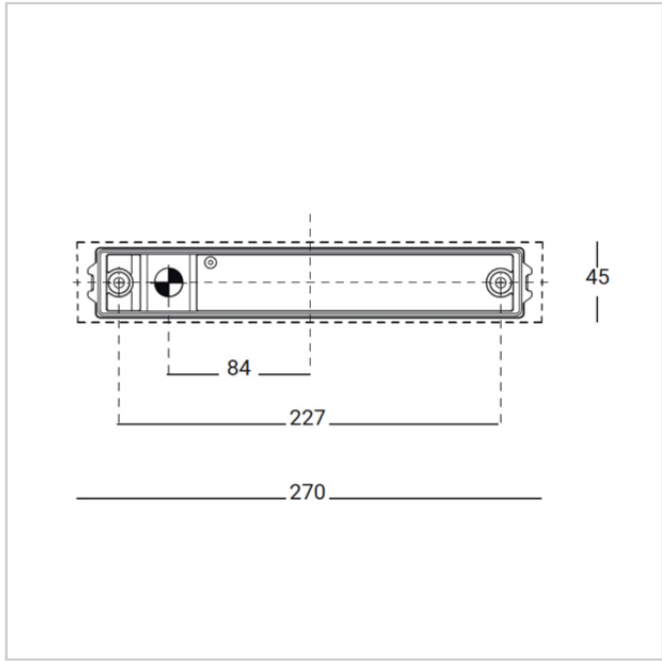
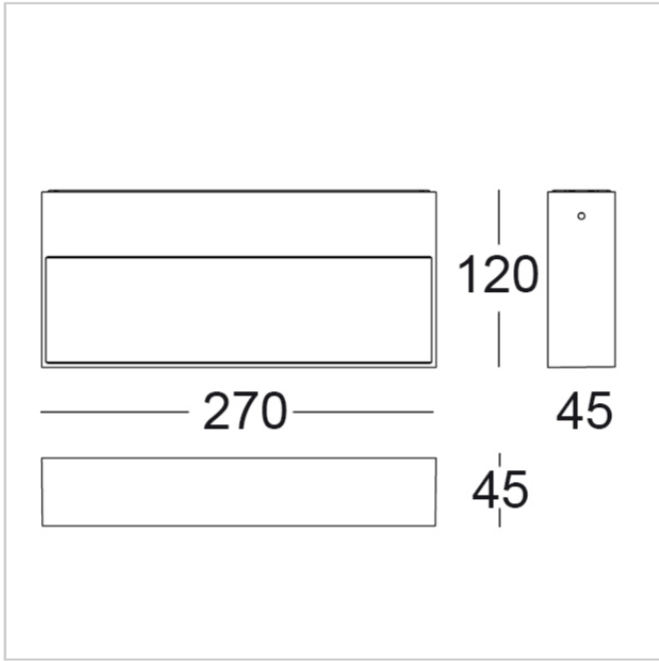
Deva 9850W/WR70VS

Wall - Wall luminaire Single Emission

Rev. 28/03/2024



Minimal and elegant, Deva is a perfect device for both the exterior and interior. The aluminum structure guarantees resistance, while the frosted glass screens the light in a homogeneous and soft way throughout the environment. The built-in driver simplifies installation and maintenance. Deva, the perfect combination of aesthetics and technical efficiency.



FIXTURE SPECIFICATIONS

ASSEMBLY / USAGE

Wall installation

PROTECTION

IP 65 - IK 06

BODY

Die-cast aluminium

SCREEN

Frosted Glass

SEALS

Closed-cell EPDM rubber

SCREWS

Stainless steel A2

PAINT / FINISHING

Anti-corrosive UV stabilised polyester powder

SIZES

H 45 x L 270 x W 120

ELECTRICAL SPECIFICATIONS

POWER SUPPLY

220-240Vac 50/60Hz

DRIVER

Built-in

DRIVER CURRENT

700mA

CONTROL

ON/OFF

SPECIFIC WIRING

Inclusa/Included

POWER MODULE LED

15W

ABSORBED POWER

17W

SOURCE

LED

SOURCE FLUX

2100 lm

FIXTURE SOURCE

550 lm

APPARENT EFFICIENCY

26 %

INSULATION CLASS

I

OVERVOLTAGE PROTECTION

2kV

OPERATING TA

50 °

ENERGETIC CLASS

A

CCT LED

3000K

CRI

>80

STEP MACADAM

3

LIFE TIME TM-21

L80B10 50000h

PHOTOBIOLOGICAL RISK

RG0

BEAM OPENING

Single/Diffuse

COLORS



**00**  
PURE  
WHITE RAL  
9016



**01**  
BLACK RAL  
9005



**10**  
WHITE RAL  
9010



**24**  
BRONZE



**25**  
RUST



**30**  
ANTHRACIT  
E




**35**  
SLATE  
GREY



**40**  
GREY RAL  
9006

ACCESSORIES



**E.TRA.580**    Ultra compact type 2+3 hard wired surge protector. CLI – IP67. Disconnection signaling by indicator. AC disconnection in case of end of life.

L 37 x W 30 x H 30