

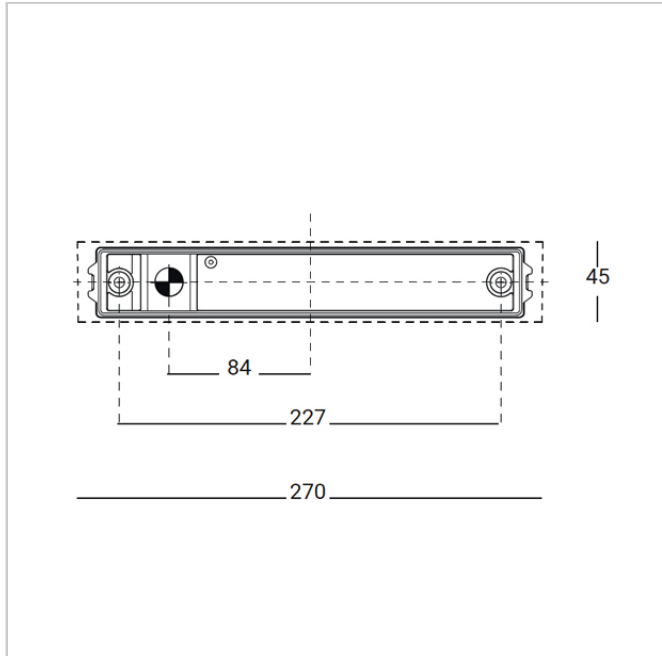
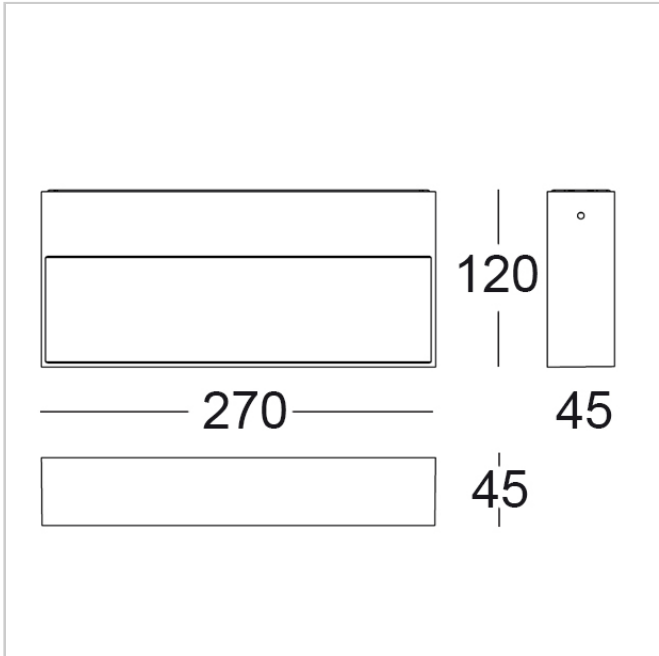
Deva 9851W/WR70VS

Wall - Wall luminaire Double Emission

Rev. 28/03/2024



Minimal and elegant, Deva is a perfect device for both the exterior and interior. The aluminum structure guarantees resistance, while the frosted glass screens the light in a homogeneous and soft way throughout the environment. The built-in driver simplifies installation and maintenance. Deva, the perfect combination of aesthetics and technical efficiency.



FIXTURE SPECIFICATIONS

ASSEMBLY / USAGE

Wall installation

PROTECTION

IP 65 - IK 06

BODY

Die-cast aluminium

SCREEN

Frosted Glass

SEALS

Closed-cell EPDM rubber

SCREWS

Stainless steel A2

PAINT / FINISHING

Anti-corrosive UV stabilised polyester powder

SIZES

H 45 x L 270 x W 120

ELECTRICAL SPECIFICATIONS

POWER SUPPLY

220-240Vac 50/60Hz

DRIVER

Built-in

DRIVER CURRENT

700mA

CONTROL

ON/OFF

SPECIFIC WIRING

Inclusa/Included

POWER MODULE LED

15W

ABSORBED POWER

17W

SOURCE

LED

SOURCE FLUX

2100 lm

FIXTURE SOURCE

1100 lm

APPARENT EFFICIENCY

52 %

INSULATION CLASS

I

OVERVOLTAGE PROTECTION

2kV

OPERATING TA

50 °

ENERGETIC CLASS

A

CCT LED

3000K

CRI

>80

STEP MACADAM

3

LIFE TIME TM-21

L80B10 50000h

PHOTOBIOLOGICAL RISK

RG0

BEAM OPENING

Dual/Diffuse

COLORS



00
PURE
WHITE RAL
9016



01
BLACK RAL
9005



10
WHITE RAL
9010



24
BRONZE



25
RUST



30
ANTHRACIT
E




35
SLATE
GREY



40
GREY RAL
9006

ACCESSORIES



E.TRA.580 Ultra compact type 2+3 hard wired surge protector. CLI – IP67. Disconnection signaling by indicator. AC disconnection in case of end of life.

L 37 x W 30 x H 30